

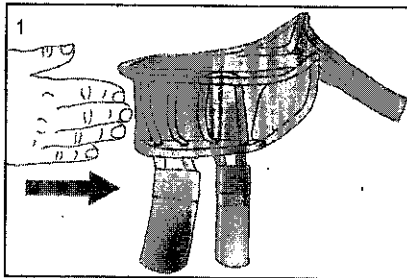
Tiny Titan™ Wrist Hand Thumb

456TINY

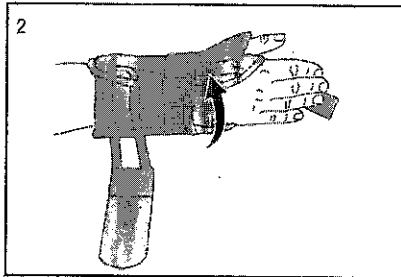
Warnings and Instructions: Review carefully, proper application is required

⚠Warning: This device will not prevent or eliminate risk of injury. Do Not Overtighten. If swelling, pain, skin irritation, or an unusual reaction occurs, discontinue use immediately and consult your medical professional.

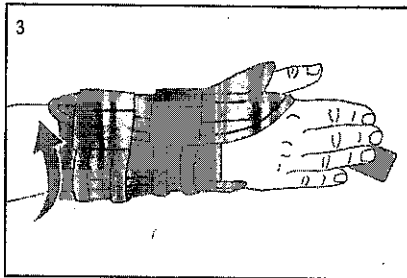
Care: Hand wash using mild soap. Rinse thoroughly. Air dry only. Do not tumble dry.



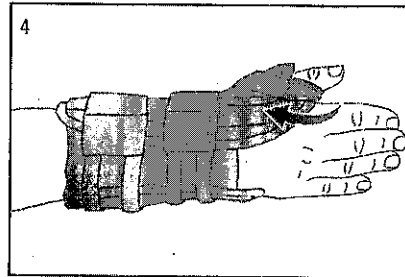
1. Slide hand into brace.



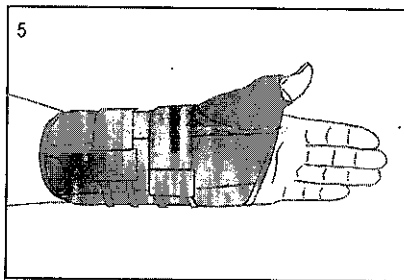
2. Pull and fasten wrist strap.
DO NOT OVERTIGHTEN



3. Pull and fasten arm strap.
DO NOT OVERTIGHTEN



4. Pull and fasten thumb strap.
DO NOT OVERTIGHTEN



5. Completed application.
Brace should fit below midhand crease.

HELLY & WEBER
© 2016 Weber Orthopedics Inc.
DBA Helly & Weber all rights reserved

1185 E Main St., Santa Paula, California 93060
California: 800-221-5465, National: 800-654-3241
International: 805-625-4244, fax: 805-933-2348
U.S. fax: 800-559-5975, www.helly-weber.com

CE
MDSS GmbH, Sotilgraben 41
30175 Hannover, Germany

Rev B 2/14